



# Fire Prevention Fire Hydrant Flow Test



City of Pompano Beach • Bureau of Fire Prevention  
100 West Atlantic Boulevard, Room 220 Pompano Beach, FL 33060  
Phone: (954) 786-4695

City of Pompano Beach Fire Prevention will **WITNESS** all fire hydrant flow test that are required for fire flow purposes.

- City of Pompano Beach Code of Ordinances Title IX Chapter 95 Section 95.14(G). Fire hydrant flow tests.
  - The Fire Department shall witness all hydrant flow tests as required for fire protection systems.
  - All fire flow tests shall be in accordance with NFPA 291 and Broward County Amendments F-112.
  - Broward County Amendments F-112(e) - The static pressure at the water main shall be determined by a recorded method for a minimum twenty-four (24) hour period.
  - Morning of fire Hydrant static/residue connection contractor to provide documents of test equipment certification.

## Information:

Date:	2/14/25
Company Requesting Flow Test:	Black Fire Protection
Contact Name:	Paul Meighan
Contact Phone Number:	954-774-4981
Email Address:	meighanblackfire@gmail.com
Associated Application Number:	
Associated Project Name:	1600 S Federal Hwy

## Proposed Date/Time for Fire Hydrant Flow Test: (8am – 9am)

- Request Hydrant Flow Test minimum 72 hours in advance.
- Connection of Fire Hydrant for 24 hour static/residual must be between 0730hrs and 0830hrs.

Requested Date:	3/4/25	Time:	8:30am
Alternate Date:	3/5/25	Time:	8:30am

## Fire Hydrant Flow Test Location:

Hydrant Location - Static/Residual:	PW - HYD-66-1407
Hydrant Location - Flow:	PW - HYD-66-1406

## Fire Hydrant Flow Test Witness Fee:

There is a \$150.00 fee for performing each flow test. All tests will be completed within 5 business days. Please include map/sketch showing streets/cross streets & locations of flow and residual fire hydrants. Return flow test application to the Bureau of Fire Prevention with form of payment for \$150.00.

Make check and money orders payable to "CITY OF POMPANO BEACH"  
If mailing in application with payment send to the addressed listed below.

Pompano Beach Fire Prevention  
100 W. Atlantic Blvd. – Room 220  
Pompano Beach, FL 33060  
Paid 3-5-25

NOTE TO TREASURY: Post to 001-0000-367.30-00

	Yes	No	
Flow Test Equipment Certification:			Date:

Fire Hydrant Id	Flow Pitot PSI	Flow GPM	Static Pressure 24 hr. Low PSI	Static Pressure Before Flow	Residual PSI During Flow	Tip Size
1406	2 @ 11 psi	517 + 517 = 1034				2"

Total Hydrant Flow:

**PZB**

**PZB**

**PZB**

PZ24-12000027  
Person Conducting Flow Test:  
11/19/2025

PZ24-12000027  
Inspector Witnessing Flow Test:  
12/17/2025

PZ24-12000027  
06/24/2026



# Fire Flow Report



City of Pompano Beach • Bureau of Fire Prevention  
100 West Atlantic Boulevard, Room 220 Pompano Beach, FL 33060  
Phone: (954) 786-4978

Date: \_\_\_\_/\_\_\_\_/\_\_\_\_ P.R.A. Number: \_\_\_\_\_

Project Name: \_\_\_\_\_  
Project Address: \_\_\_\_\_  
Contact Name: \_\_\_\_\_  
Company Name: \_\_\_\_\_  
Mailing Address: \_\_\_\_\_  
City: \_\_\_\_\_ State: \_\_\_\_\_ Zip Code: \_\_\_\_\_  
Phone Number: \_\_\_\_\_ Fax Number: \_\_\_\_\_  
Email Address: \_\_\_\_\_

## Proposed Building Information:

- ❖ Fire hydrant flow test must have been completed within a 12 month period for the address or project.
- ❖ Fire Flow. The flow rate of a water supply, measured at 20 psi residual pressure that is available for firefighting.
- ❖ Fire Flow Area. The floor area, in square feet, used to determine the required fire flow.
- ❖ A reduction in required fire flow of 75 percent shall be permitted when the building is protected throughout by an approved automatic sprinkler system. The resulting fire flow shall not be less than **1000 gpm**.

## Building Type and Size – As per NFPA Building Type Classifications (Refer to NFPA 1 chapter 18, Table 18.4.5.1.2 and Annex I)

Building Construction Type: _____
Gross Square Footage (Fire Flow Area): _____
Construction Type I(442), I(332), II(222) Square Footage of three largest floors: _____
Building Sprinkled: Yes: _____ No: _____
Required Fire Flow (GPM): _____
Fire Flow 75% Reduction (GPM): _____
Number of Hydrant Required: _____

Construction Cross Reference:	
I(442)	
I(322)	IA
II(222)	IB
II(111)	IIA
II(000)	IIB
III(211)	IIIA
III(200)	IIIB
IV(2HH)	IV
V(111)	VA
V(000)	VB

## New Site Developemnt:

- Label all existing/proposed water main sizes and location.
- Point of connections to public water.
  - Minimum two connections (looped system) for projects with a combination of multiple fire hydrants or systems that supply hydrants, fire sprinklers and domestic water supply.
- Fire hydrants and fire sprinkler supplies must have a separate taps on a looped supply.
- Location of minimum required fire hydrants.
  - Private hydrants painted silver.
  - Blue road marker in center of road lane.
- Location/size of fire sprinkler undergrounds.
- Location of fire sprinkler fire department connection.
  - Red road marker in center of road lane.

**PZB**

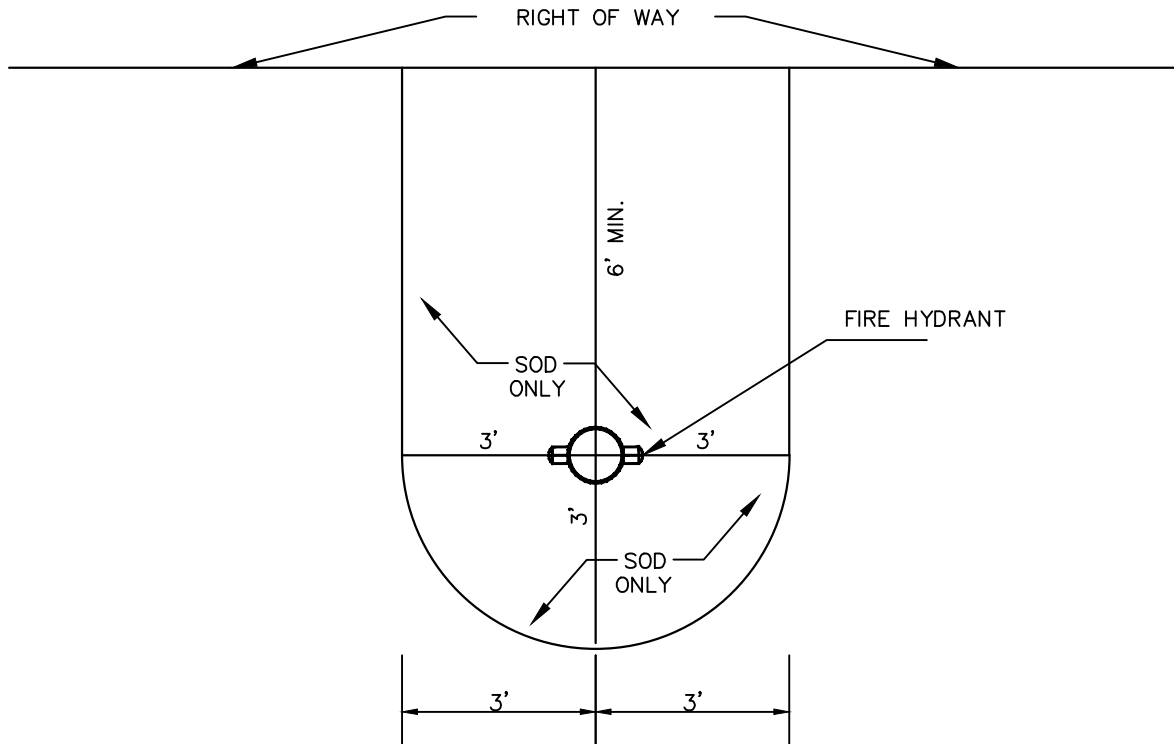
PZ24- 12000027  
11/19/2025

**PZB**

PZ24- 12000027  
12/17/2025

**PZB**

PZ24-12000027  
06/24/2026



REQUIREMENTS APPLY TO FIRE HYDRANTS. SIAMESE CONNECTIONS AND ANY OTHER FIRE EQUIPMENT FOR UTILIZING A FIRE HOSE, ON PRIVATE OR PUBLIC PROPERTY.

3' FROM ALL WORKING SIDES, 3' FROM REAR. SOD ONLY IN THESE AREAS.

THE CLEAR ZONE SHALL BE FREE OF LANDSCAPE, (EXCEPT SOD), MAILBOXES, PARKING SPACES, LIGHT-POSTS AND ALL OTHER OBJECTS.

EXCEPTIONS: OTHER FIRE FIGHTING EQUIPMENT OR TRAFFIC POSTS TO PREVENT FIRE FIGHTING EQUIPMENT.

THIS DIAGRAM SHALL APPEAR ON ALL LANDSCAPE PLANS PRIOR TO APPROVAL.

## FIRE HYDRANT CLEAR ZONE

## LANDSCAPE STANDARDS

**REVISIONS**  
**BY** **DATE**  
 TCW APRIL 2010  
**PZ24-12000027**  
**11/19/2025**

URBAN FORESTRY  
 CITY OF POMPANO BEACH

**PZB**  
**PZ24-12000027**  
**12/17/2025**

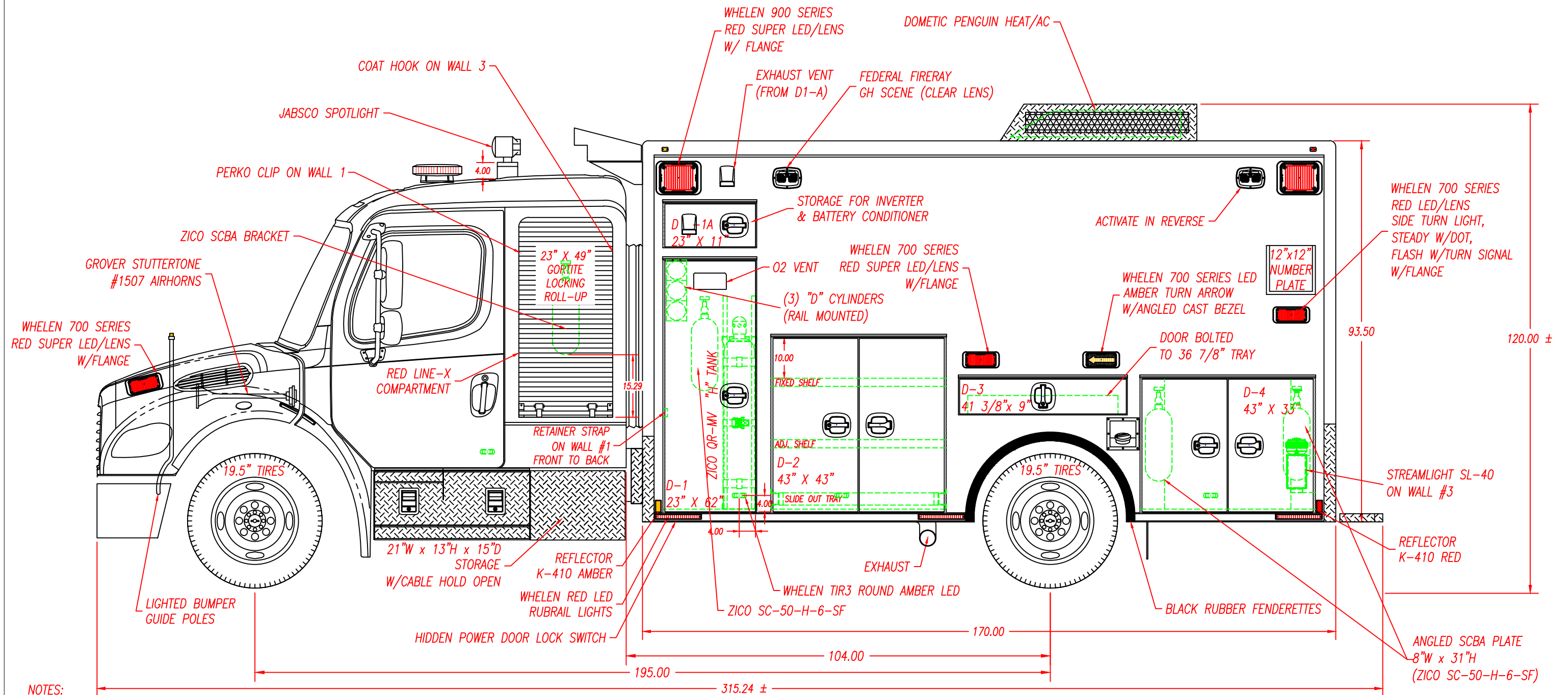
**FIRE HYDRANT CLEAR ZONE**  
 APPROVED BY:  
 URBAN FORESTER  
 DATE: MARCH 2020  
 DWG. NO. **PZ24-12000027**  
**06/24/2026**  
**300-1**

SCALE: N.T.S.









NOTES:

- 1) POWER DOOR LOCKS ON MODULE COMPARTMENT & ENTRY DOORS EXCEPT D-3, P-3, & R-1 - WIRE TO OEM CHASSIS DOOR LOCKS
- 2) INSTALL VISTA ROPE LIGHTING IN EXTERIOR COMPARTMENTS ILOS
- 3) INSTALL WHELEN TIR3 AMBER LED (4" UP AND 4" OVER) ON INTERIOR DOOR LINERS OF ALL REAR FACING COMPARTMENT, ENTRY, AND CAB DOORS.
- 4) INSTALL 4" ROUND WHITE LIGHT IN CEILING OF D1-A COMPT.

REVISION LEGEND	
C-COT	
D-DEALER	
E-ENGINEERING	
F-FAB DEPT.	
P-PRODUCTION	
R-RED ROOM	

		REVISIONS																	
BY	DATE	1	2	3	4	5	6	7	8	9	10	11	12	13	14	15	16	17	18
1																			
2																			
3																			
4																			
5																			
6																			
7																			
8																			
9																			
10																			

DIMENSIONS SHOWN ARE APPROXIMATE AND ARE SUBJECT TO MINOR DEVIATION AS MAY OCCUR OR BE NECESSARY IN CONSTRUCTION. MINOR DETAILS NOT SHOWN. THESE PRINTS ARE FOR GRAPHICAL REPRESENTATION ONLY AND SHOULD NOT BE USED FOR DESIGN PURPOSES

CUSTOMER -			ORDER NO.	
POMPANO BEACH FIRE RESCUE			(18)-BID	
DRAWN BY - TW	CHASSIS - FREIGHTLINER	WIDTH - 96"	TITLE - STREETSIDE EXT	
DATE - 1/27/11	SHEET NO. - 1 OF 21	HEADROOM - 72"	SCALE - 1/2" = 1' (11x17)	
MODEL - M-170-A			DRAWING NO. POMPANO 11	
			PZ24-12000027 06/24/2026	

PZB

CUSTOMER APPROVAL:  
PZ24-12000027  
DEALER APPROVAL:  
11/19/2025

DATE:  
DATE:

PZB

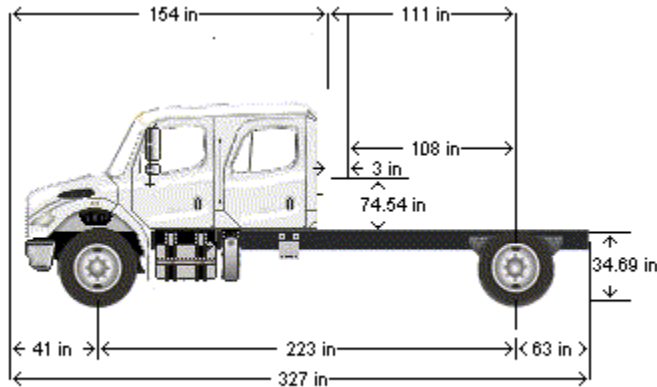
PZ24-12000027  
12/17/2025

BE READY. BE SURE.  
MEDTEC™

**Prepared for:**  
PURCHASING .  
ETR LLC  
700 S French Ave  
SANFORD, FL 32771  
Phone: 407-339-6737

**Prepared by:**  
Ryan Partin  
ORLANDO FREIGHTLINER  
2455 S. ORANGE BLOSSOM  
TRAIL  
APOPKA, FL 32703  
Phone: 4072953846

## DIMENSIONS



## VEHICLE SPECIFICATIONS SUMMARY - DIMENSIONS

Model ..... M2106  
Wheelbase (545) ..... 5675MM (223 INCH) WHEELBASE  
Rear Frame Overhang (552) ..... 1600MM (63 INCH) REAR FRAME OVERHANG  
Fifth Wheel (578) ..... NO FIFTH WHEEL  
Mounting Location (577) ..... NO FIFTH WHEEL LOCATION  
Maximum Forward Position (in) ..... 0  
Maximum Rearward Position (in) ..... 0  
Amount of Slide Travel (in) ..... 0  
Slide Increment (in) ..... 0  
Desired Slide Position (in) ..... 0.0  
Cab Size (829) ..... 154 INCH BBC HIGH-ROOF ALUMINUM CONVENTIONAL CREW CAB  
Sleeper (682) ..... NO SLEEPER BOX/SLEEPER CAB  
Exhaust System (016) ..... RH OUTBOARD UNDER STEP MOUNTED HORIZONTAL AFTERTREATMENT SYSTEM ASSEMBLY  
WITH LH HORIZONTAL TAILPIPE EXITING FORWARD OF REAR TIRES

## TABLE SUMMARY - DIMENSIONS

**PZB**

Application Version 11.3.004  
Data Version PRL-23M.041  
PZ24- 12000027 Orlando Beach FL Fire Rescue  
11/19/2025

**PZB**

**FREIGHTLINER**  
PZ24- 12000027  
12/17/2025

**PZB**

11/12/2020 11:42 AM  
PZ24-12000027  
Page 17 of 18  
06/24/2026